

Signify Classified - Internal
Cooper Lighting Solutions Photometric Lab
1121 Highway 74 South
Peachtree City, GA 30269



Scaled data based on original data using
LM-79-08 Approved Method: Electrical and Photometric Measurements of Solid-
State Lighting Products

Test Report Prepared for
Cooper Lighting Solutions
(formerly Eaton)

Brand: STREETWORKS

Report Number: P879880

Luminaire Tested: **MEM2-HTN-VA-50-750-U-WT4**

Issue Date: 10/01/2024



Test Information

Test Method: LM-79-08
Report Number: P879880
Test Lab: INNOVATION CENTER(G3)
Issue Date: 10/01/2024
Manufacturer: COOPER LIGHTING SOLUTIONS (FORMERLY EATON)
Product Line: STREETWORKS
Catalog Number: MEM2-HTN-VA-50-750-U-WT4
Description: EPIC MODERN TALL HOUSING 50W 70CRI 5000K VISUAL COMFORT FIXTURE w/
DRIVE LANE TYPE IV DISTRIBUTION OPTIC
Light Source: (1) 5000K CCT, 70 CRI LEDS
Ballast/Driver: ELECTRONIC DRIVER

Summary

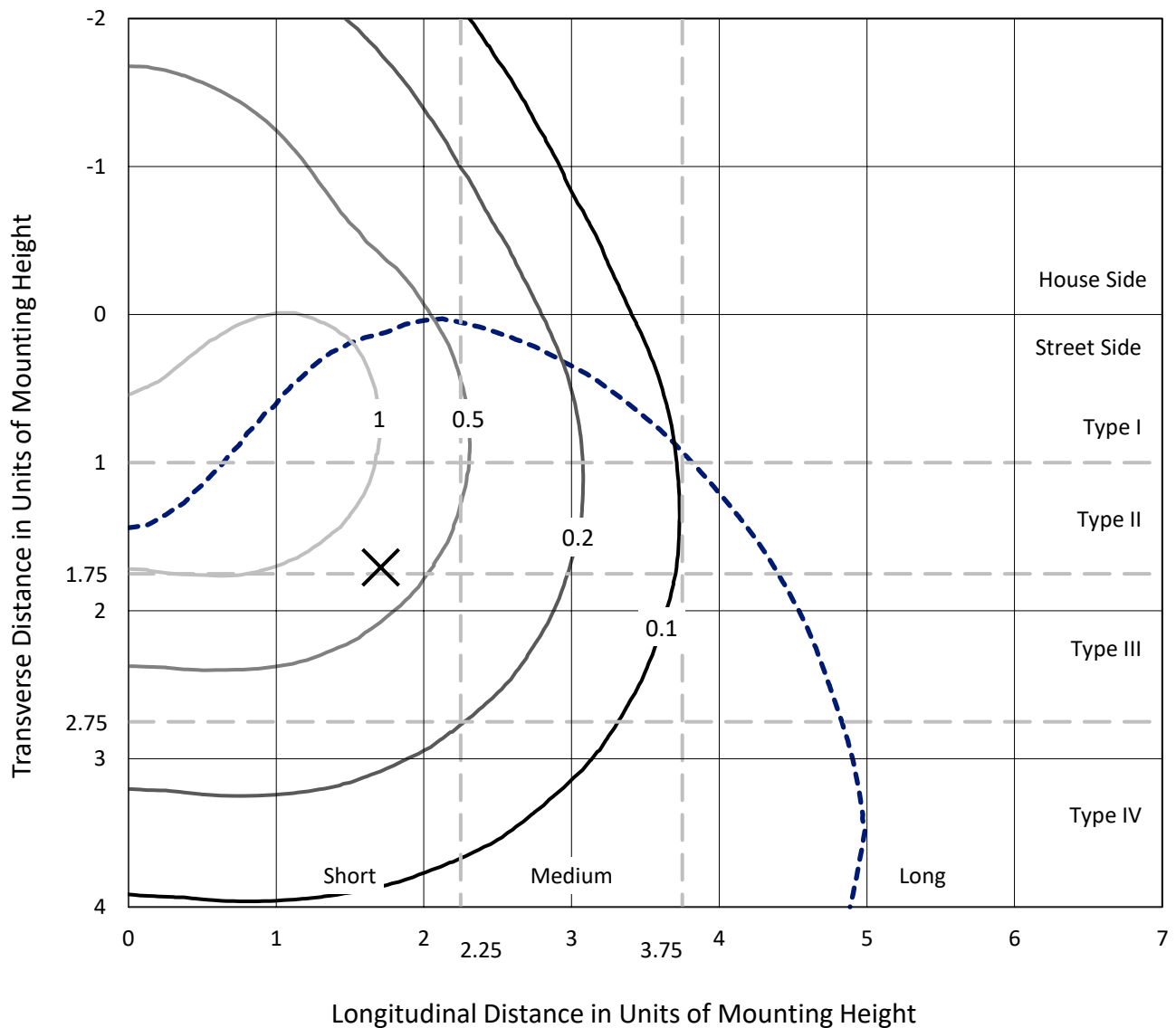
Lumens per Lamp: N/A
Luminaire Lumens: 5267.6 lumens
Efficiency: N/A
Efficacy: 107.5 lumens/watt
Luminous Opening: Circular (Dia: 1.12' x H: 0')
IES Classification: Type IV - Short
BUG Rating: B2 - U0 - G3

Input Watts (W): 49
Input Voltage (V): 120
Input Current (Ain): NR
Voltage Rise (V): NR
Power Factor: 0.99
Total Harmonic Distortion (THDi): 6%
Frequency (hertz): 60
Stabilization Time: NR
Operation Time: NR
Ambient Temperature (°C): NR
Test Distance: 24 FT

REPORT NUMBER: P879880
 CATALOG NUMBER: MEM2-HTN-VA-50-750-U-WT4

Iso-Footcandle Lines of Horizontal Illumination

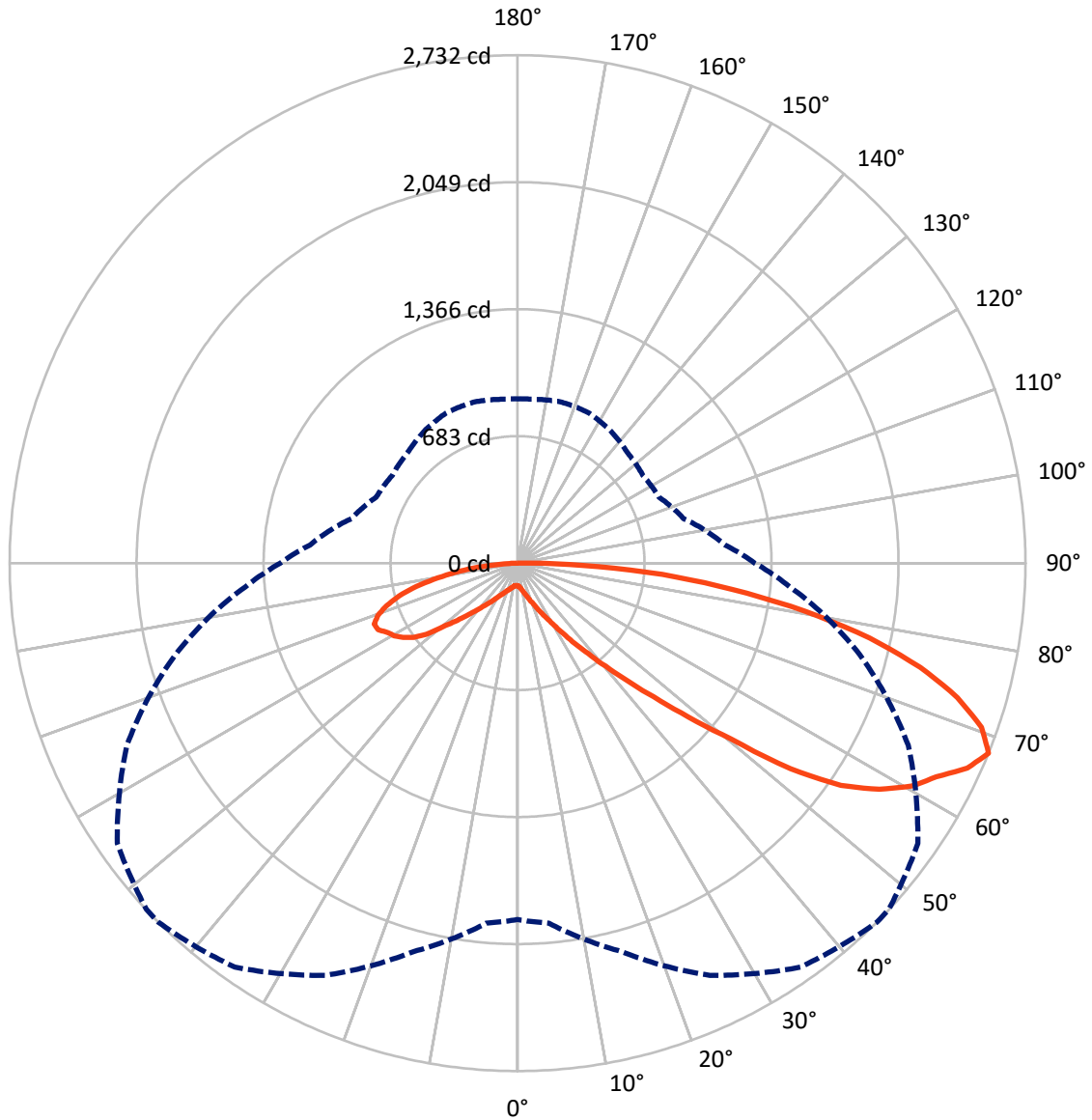
× Max cd
 - - - 1/2 Max cd



Based on 15 foot mounting height. Maximum calculated value = 1.8 fc
 Type IV - Short - N/A

REPORT NUMBER: P879880
CATALOG NUMBER: MEM2-HTN-VA-50-750-U-WT4

Luminous Intensity Polar Plot



— Vertical Plane Through 45-Deg Lateral - - - Horizontal Cone Through 67.5-Deg Vertical

REPORT NUMBER: P879880
 CATALOG NUMBER: MEM2-HTN-VA-50-750-U-WT4

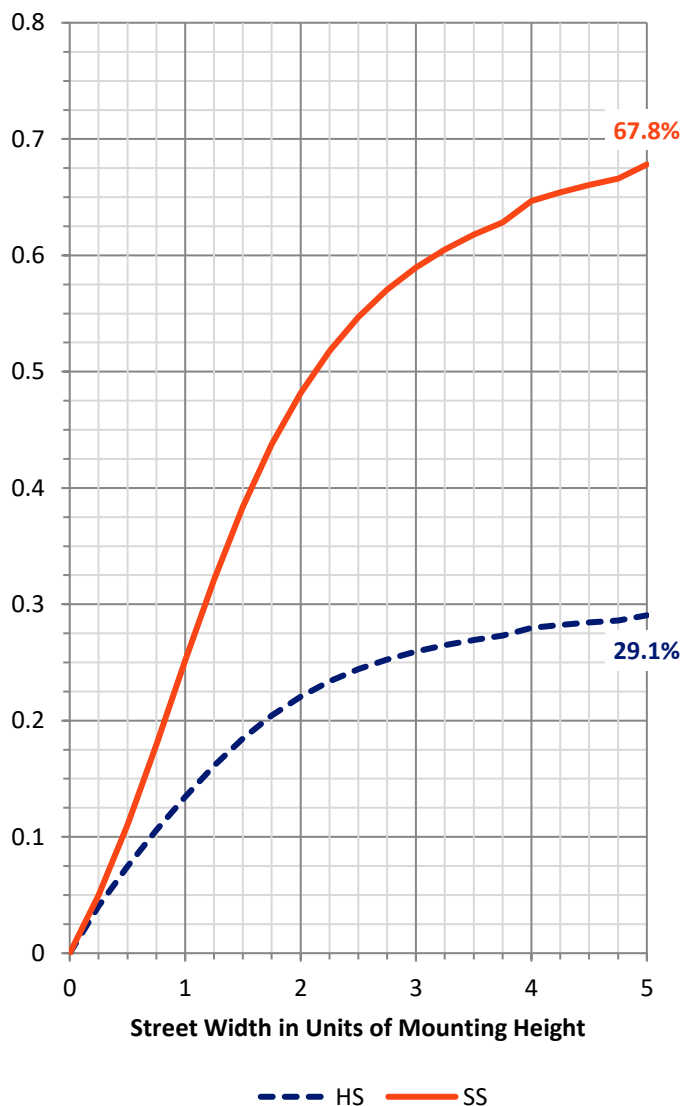
FLUX DISTRIBUTION:

		Downward	Upward	Total
House Side	Lumens	1561.1	0.0	1561.1
	% Fixture	29.6	0.0	29.6
Street Side	Lumens	3706.5	0.0	3706.5
	% Fixture	70.4	0.0	70.4
Total	Lumens	5267.6	0.0	5267.6
	% Fixture	100.0	0.0	100.0

Coefficient of Utilization

ZONAL LUMENS:

Zone	Lumens	% Fixture
0°-10°	12.5	0.2
10°-20°	46.9	0.9
20°-30°	110.4	2.1
30°-40°	242.1	4.6
40°-50°	527.1	10.0
50°-60°	1083.0	20.6
60°-70°	1525.8	29.0
70°-80°	1295.4	24.6
80°-90°	424.5	8.1
90°-100°	0.0	0.0
100°-110°	0.0	0.0
110°-120°	0.0	0.0
120°-130°	0.0	0.0
130°-140°	0.0	0.0
140°-150°	0.0	0.0
150°-160°	0.0	0.0
160°-170°	0.0	0.0
170°-180°	0.0	0.0
0°-90°	5267.6	100.0
0°-180°	5267.6	100.0



REPORT NUMBER: P879880

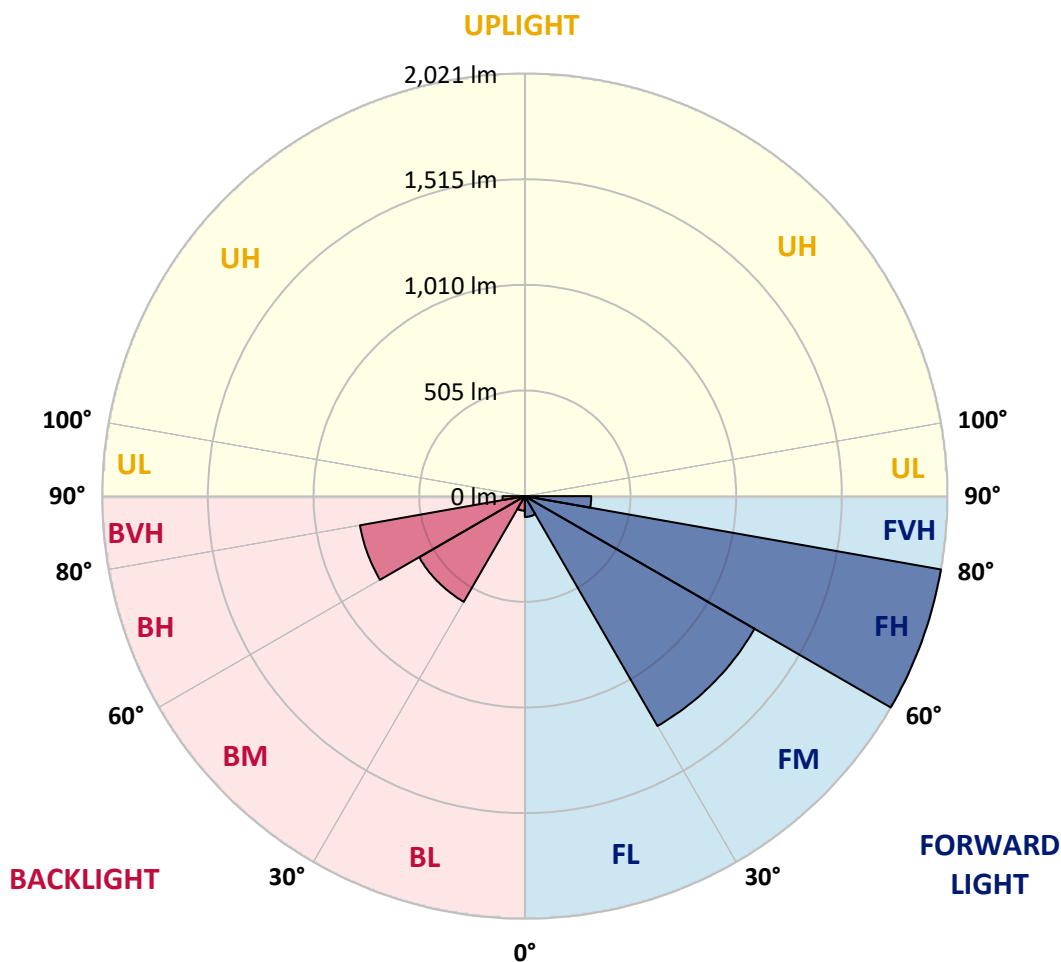
CATALOG NUMBER: MEM2-HTN-VA-50-750-U-WT4

LUMINAIRE CLASSIFICATION SYSTEM LUMEN TABLE AND BUG RATING:

Zone	Lumens	% Fixture	Zone Rating/Lumen Limit		
			B	U	G
FL (0°-30°)	99.7	1.9			
FM (30°-60°)	1268.7	24.1			
FH (60°-80°)	2020.6	38.4			G2/5000
FVH (80°-90°)	317.5	6.0			G3/500
BL (0°-30°)	70.1	1.3	B0/110		
BM (30°-60°)	583.5	11.1	B1/1000		
BH (60°-80°)	800.5	15.2	B2/1000		G2/1000
BVH (80°-90°)	107.1	2.0			G2/225
UL (90°-100°)	0.0	0.0		U0/0	
UH (100°-180°)	0.0	0.0		U0/0	

BUG Rating: B2-U0-G3

Type IV Short





REPORT NUMBER: P879880

CATALOG NUMBER: MEM2-HTN-VA-50-750-U-WT4

CANDELA DISTRIBUTION (FULL):

	0°	5°	15°	25°	35°	45°	47°	55°	65°	75°	85°
0°	121.6	121.6	121.6	121.6	121.6	121.6	121.6	121.6	121.6	121.6	121.6
2.5°	125.4	124.9	125.4	125.4	125.4	124.9	124.9	124.9	124.3	123.8	123.2
5°	132.9	132.9	132.9	132.4	132.4	131.3	131.3	130.8	129.7	128.6	127.6
7.5°	143.2	142.6	142.6	142.1	141.5	140.5	139.9	139.4	137.2	135.6	133.5
10°	155.5	155.5	155.0	153.9	153.9	151.2	151.8	150.7	148.0	144.8	141.0
12.5°	170.6	170.6	169.5	169.5	168.5	166.3	165.8	164.1	161.5	156.1	151.8
15°	187.3	187.3	188.4	187.3	186.2	183.5	183.5	181.4	175.5	171.1	164.7
17.5°	208.3	205.6	207.2	206.7	206.7	205.1	203.4	200.7	195.9	188.4	180.3
20°	229.8	230.3	228.7	230.3	230.9	228.7	228.7	225.5	218.5	209.4	196.4
22.5°	256.7	256.7	253.5	257.8	260.5	258.9	258.3	251.9	243.3	230.9	218.0
25°	284.7	283.6	289.0	290.1	296.0	295.5	294.9	289.0	276.1	261.0	241.1
27.5°	316.5	318.1	328.3	331.0	336.9	336.4	335.8	329.4	315.4	294.9	269.1
30°	355.7	357.9	367.6	376.7	387.0	388.0	387.0	381.6	361.1	334.2	305.2
32.5°	401.5	407.4	417.1	432.7	445.6	451.5	452.6	442.9	419.8	384.3	346.1
35°	463.9	459.1	472.5	498.4	519.9	531.7	531.2	518.3	493.0	447.8	393.4
37.5°	525.3	523.7	544.7	578.6	607.6	617.3	620.0	611.4	579.1	519.4	455.3
40°	589.3	602.8	627.0	666.3	709.3	729.8	731.4	719.0	674.9	607.6	523.1
42.5°	672.7	686.2	716.9	765.3	827.7	861.7	863.8	849.8	796.5	709.3	604.9
45°	778.2	785.8	818.1	891.8	972.0	1026.3	1041.9	1024.7	959.1	838.0	706.7
47.5°	891.8	891.8	944.5	1041.9	1163.0	1234.6	1246.5	1230.9	1132.9	987.1	820.2
50°	1018.3	1018.8	1102.8	1242.2	1395.0	1484.3	1493.5	1455.8	1337.4	1138.8	935.9
52.5°	1149.6	1163.6	1286.3	1497.3	1702.3	1839.0	1848.2	1804.6	1646.9	1356.3	1059.2
55°	1330.4	1352.5	1530.6	1789.5	2002.6	2110.3	2110.8	2058.6	1869.2	1567.2	1206.6
57.5°	1581.2	1589.8	1756.1	2020.4	2221.7	2295.4	2290.0	2213.6	1995.1	1685.1	1327.7
60°	1788.4	1808.3	1944.0	2189.4	2385.8	2436.4	2430.5	2329.3	2081.2	1754.0	1385.9
62.5°	1924.6	1934.3	2074.7	2310.5	2487.0	2529.5	2523.1	2428.9	2186.7	1874.0	1482.7
65°	1957.4	1973.6	2151.7	2391.2	2562.4	2658.1	2653.8	2603.3	2354.6	1962.8	1528.5
67.5°	1917.6	1944.5	2163.0	2446.6	2652.8	2732.4	2730.3	2628.5	2318.5	1905.8	1470.9
70°	1836.3	1859.5	2130.7	2440.7	2626.4	2647.9	2631.2	2515.0	2212.5	1811.0	1384.8
72.5°	1708.2	1747.5	2012.3	2305.6	2460.6	2474.6	2468.7	2326.6	2053.2	1648.0	1254.5
75°	1540.3	1588.2	1828.3	2065.6	2213.1	2237.3	2226.0	2101.7	1825.0	1444.0	1093.1
77.5°	1327.7	1354.6	1537.6	1763.1	1932.7	1937.0	1930.5	1791.7	1537.1	1209.3	919.8
80°	1046.3	1062.4	1221.2	1409.0	1549.5	1566.7	1560.8	1467.1	1220.6	956.9	717.4
82.5°	775.0	764.2	870.8	1024.7	1164.1	1165.2	1174.9	1071.0	913.9	694.3	513.4
85°	446.2	450.5	543.0	648.0	732.5	781.5	780.9	730.9	587.7	441.9	313.2
87.5°	124.3	134.0	192.7	280.4	318.6	346.6	336.4	303.5	245.4	138.9	79.7
90°	0.0	0.0	0.0	0.0	0.0	0.0	0.0	0.0	0.0	0.0	0.0



REPORT NUMBER: P879880
 CATALOG NUMBER: MEM2-HTN-VA-50-750-U-WT4

CANDELA DISTRIBUTION (continued):

	90°	95°	105°	115°	125°	135°	145°	155°	165°	175°	180°
0°	121.6	121.6	121.6	121.6	121.6	121.6	121.6	121.6	121.6	121.6	121.6
2.5°	123.2	122.7	122.2	121.6	120.6	120.6	120.0	120.6	120.6	120.6	120.6
5°	126.5	125.9	124.3	123.2	121.6	120.6	120.0	120.0	120.0	120.0	120.0
7.5°	131.9	131.3	128.6	126.5	124.3	123.2	122.2	121.6	121.1	120.6	121.1
10°	139.9	137.8	135.1	131.9	128.6	127.0	125.4	124.9	124.3	123.8	123.8
12.5°	149.1	147.5	142.6	138.3	135.1	132.4	130.2	129.2	128.6	128.1	128.1
15°	161.5	158.2	151.8	146.4	141.5	138.3	136.2	135.1	134.5	134.0	134.0
17.5°	175.5	171.1	162.5	155.5	150.2	145.9	143.2	141.5	140.5	141.0	141.5
20°	191.6	184.6	174.9	166.3	159.3	154.5	151.8	149.6	148.5	149.1	149.6
22.5°	210.4	202.9	188.9	178.7	170.1	164.1	161.5	159.8	158.8	158.2	157.2
25°	232.0	222.3	206.1	192.1	181.9	176.0	172.8	171.7	170.6	169.5	169.5
27.5°	257.8	246.5	224.4	209.4	197.0	191.1	187.3	185.7	185.7	184.1	184.1
30°	287.9	272.9	246.0	226.0	213.7	206.1	201.8	201.3	200.2	201.8	201.8
32.5°	324.0	303.5	270.7	247.6	233.6	226.6	222.3	221.2	219.6	220.7	223.9
35°	369.2	342.8	303.5	276.1	258.9	251.9	246.5	246.0	243.3	246.0	241.6
37.5°	419.8	390.7	338.5	306.2	287.4	279.3	275.6	273.9	273.4	273.4	270.2
40°	481.7	446.7	383.2	343.4	321.8	312.2	308.4	307.8	306.8	310.5	306.8
42.5°	558.1	504.8	429.5	384.3	362.2	352.0	347.7	346.1	348.8	350.4	349.8
45°	643.1	585.6	488.7	436.5	411.2	401.0	395.0	393.4	394.5	394.5	399.9
47.5°	741.1	673.3	556.5	493.5	470.4	458.0	454.2	448.9	446.2	445.1	454.2
50°	843.4	758.9	625.9	555.4	534.4	524.7	525.8	515.1	511.3	507.0	505.9
52.5°	946.1	850.3	705.0	641.5	617.3	622.2	620.0	608.7	586.6	581.3	568.3
55°	1069.4	953.7	780.9	705.0	684.0	687.8	696.4	696.4	691.6	679.7	669.5
57.5°	1173.8	1039.3	838.0	743.2	724.9	734.6	751.9	764.8	776.1	784.7	784.2
60°	1231.9	1092.0	875.1	772.3	750.8	769.6	795.5	817.5	841.7	867.0	866.0
62.5°	1312.1	1165.7	941.3	824.0	786.8	792.8	822.4	860.6	882.6	903.6	909.6
65°	1333.1	1179.2	966.1	860.6	830.4	831.5	851.4	882.6	901.5	906.9	910.1
67.5°	1276.6	1120.0	925.2	839.0	822.9	838.0	870.3	895.0	897.7	884.8	883.7
70°	1191.6	1047.3	860.6	788.5	778.2	801.4	843.9	873.5	867.0	840.7	839.0
72.5°	1071.5	937.5	773.9	721.7	711.5	740.6	778.2	809.4	799.8	779.8	778.2
75°	927.3	801.9	669.0	630.2	629.7	661.4	694.3	713.1	712.6	698.6	694.3
77.5°	770.7	669.0	551.1	516.1	529.0	559.2	583.4	597.4	592.6	587.7	586.1
80°	603.3	512.9	425.2	404.2	424.1	434.3	460.2	459.1	461.8	451.5	459.1
82.5°	429.5	369.7	304.6	295.5	298.2	318.6	332.6	331.0	324.0	316.5	313.2
85°	260.5	227.7	195.4	182.4	191.6	190.0	198.6	191.6	187.3	183.5	186.8
87.5°	72.1	62.4	59.7	43.1	53.3	42.0	44.1	30.7	26.9	32.3	28.0
90°	0.0	0.0	0.0	0.0	0.0	0.0	0.0	0.0	0.0	0.0	0.0

Cooper Lighting Solutions Photometric Lab
1121 Highway 74 South
Peachtree City, GA 30269



LM-79-2019: Approved Method: Electrical and Photometric Measurements of Solid-State Lighting Products

Report Prepared for

Cooper Lighting Solutions

Streetworks

Report Number: SP1-2407-176-6

Test Date: 09/26/2024

Luminaire Tested: MEM2-HTN-VA-30-750-U-WQ

Data in this report applies to families of products including MEM2-HTN-VA-30-750-U-WQ

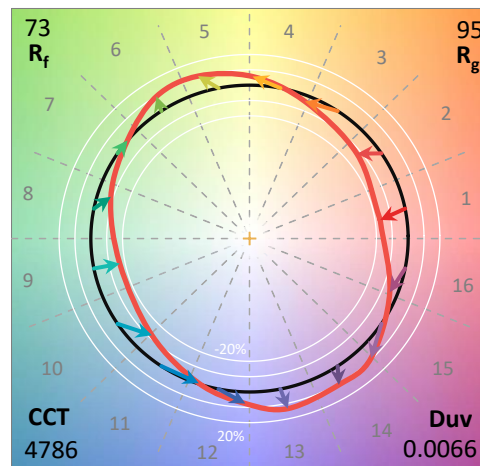
Test Information

Test Method: LM-79-2019
 Report Number: SP1-2407-176-6
 Test Lab: COOPER LIGHTING SOLUTIONS
 Photometer: SP1 - 76IN SPHERE
 Measurement Geometry: 4π
 Issue Date: 09/27/2024
 Manufacturer: COOPER LIGHTING SOLUTIONS
 Product Line: Streetworks
 Catalog Number: **MEM2-HTN-VA-30-750-U-WQ**
 Description: EPIC MODERN VISUAL COMFORT 30W WAVESTREAM WIDE

Spectral Parameters

CCT (K): 4786
 CIE u': 0.2093
 CIE v': 0.4953
 Duv: 0.0066
 CIE x: 0.3533
 CIE y: 0.3716
 CIE z: 0.2751
 Peak Wavelength (nm): 449
 Dominant Wavelength (nm): 570
 Purity: 17.53512
 Rf: 73
 Rg: 94.6

CRI (Ra):	70.9		
R1:	67.8	R9:	-29.8
R2:	75.1	R10:	40.9
R3:	80.6	R11:	67.4
R4:	71.6	R12:	35.3
R5:	67.8	R13:	68.5
R6:	65.4	R14:	89.0
R7:	82.0	R15:	60.9
R8:	57.0		



Test Conditions

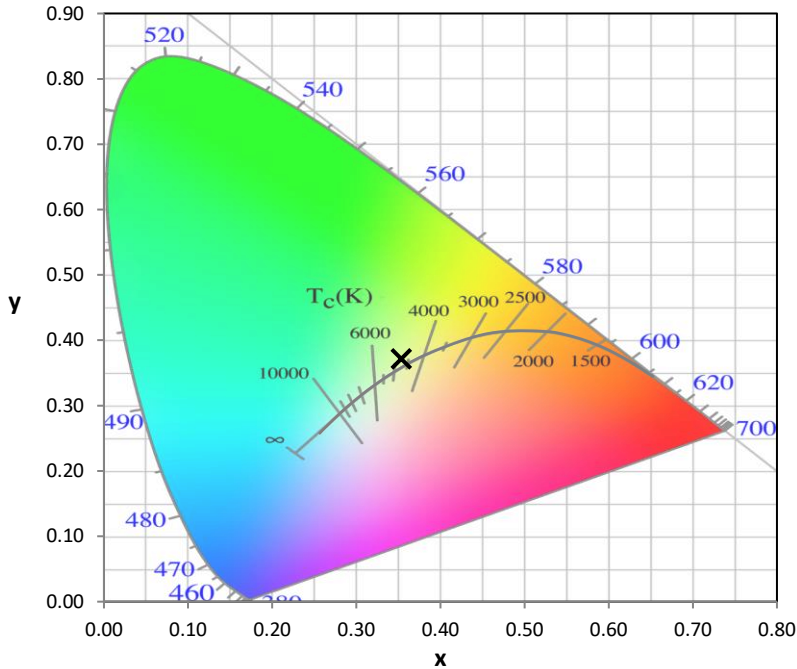
Stabilization Time: 45M
 Operation Time: 1H 45M
 Sphere Temperature (°C): 25.2

REPORT NUMBER: SP1-2407-176-6

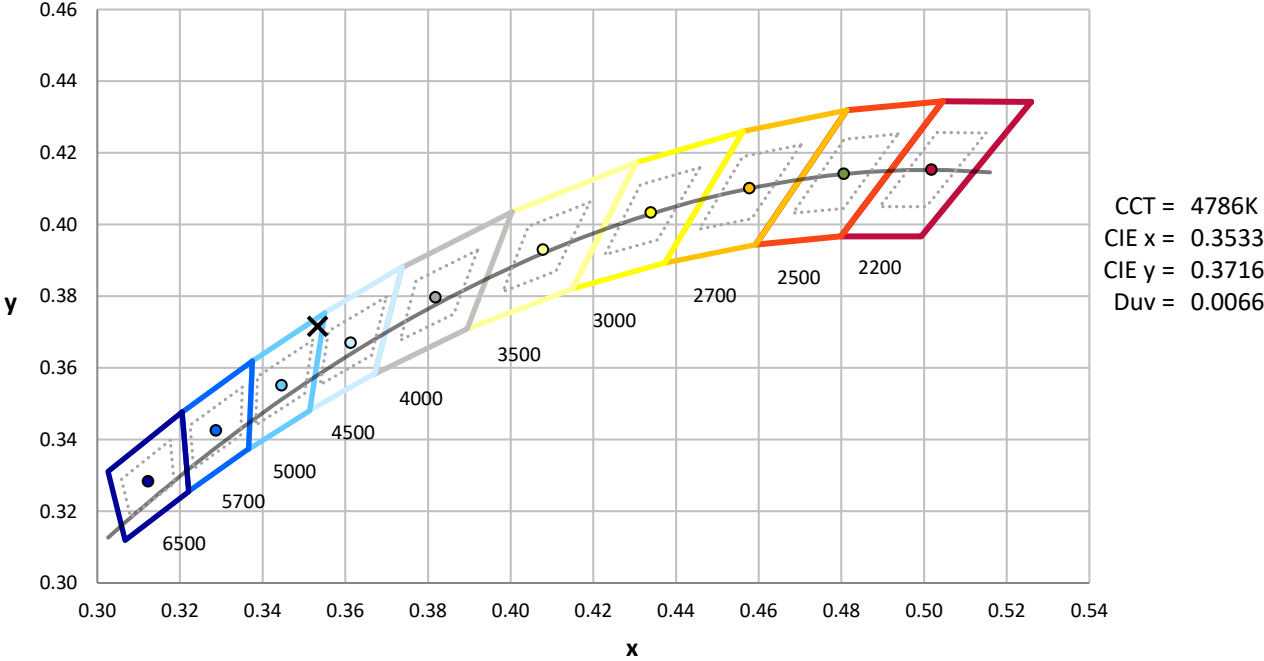
Measurement and Test Equipment			
Instrument	Identification Number	Calibration Date	Calibration Due Date
Photometer	IN0058	6/18/2024	12/18/2024
Power Meter	INXT2011004	2/8/2024	2/8/2025
AC Power Source	IN0063	10/24/2023	10/24/2024
DC Power Source	IN0208	10/24/2023	10/24/2024
Sphere Thermometer	IN0085	10/24/2023	10/24/2024
Room Thermometer	IN0046	10/24/2023	10/24/2024

REPORT NUMBER: SP1-2407-176-6

CIE 1931 Chromaticity Diagram



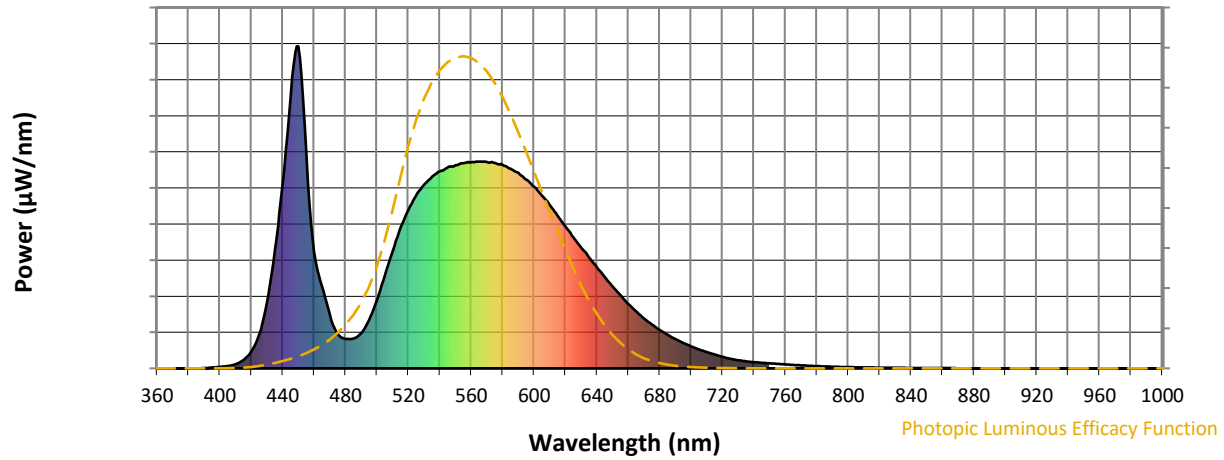
CIE 1931 Chromaticity Diagram with 2017 ANSI 7-Step and 4-Step Quadrangles



Point lies inside the ANSI 5000K 7-step quadrangle

REPORT NUMBER: SP1-2407-176-6

Photopic Flux vs. Wavelength

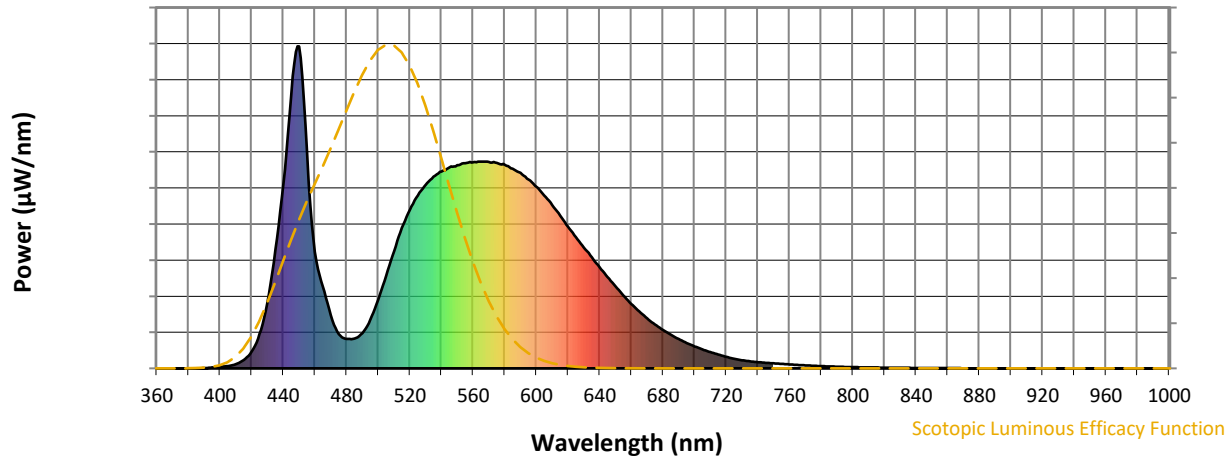


Photopic Lumens: NR

λ (nm)	Power W [^] /nm	Lumens (φ/nm)	λ (nm)	Power W [^] /nm	Lumens (φ/nm)	λ (nm)	Power W [^] /nm	Lumens (φ/nm)	λ (nm)	Power W [^] /nm	Lumens (φ/nm)	λ (nm)	Power W [^] /nm	Lumens (φ/nm)
360	0	NR	490	110	NR	620	440	NR	750	16	NR	880	0	NR
365	0	NR	495	150	NR	625	407	NR	755	14	NR	885	0	NR
370	0	NR	500	213	NR	630	375	NR	760	12	NR	890	0	NR
375	0	NR	505	288	NR	635	345	NR	765	11	NR	895	0	NR
380	0	NR	510	364	NR	640	314	NR	770	9	NR	900	0	NR
385	0	NR	515	436	NR	645	283	NR	775	8	NR	905	0	NR
390	1	NR	520	492	NR	650	254	NR	780	7	NR	910	0	NR
395	3	NR	525	537	NR	655	227	NR	785	6	NR	915	0	NR
400	5	NR	530	570	NR	660	200	NR	790	5	NR	920	0	NR
405	7	NR	535	595	NR	665	177	NR	795	4	NR	925	0	NR
410	13	NR	540	611	NR	670	155	NR	800	4	NR	930	0	NR
415	25	NR	545	624	NR	675	136	NR	805	3	NR	935	0	NR
420	52	NR	550	631	NR	680	119	NR	810	3	NR	940	0	NR
425	106	NR	555	637	NR	685	104	NR	815	3	NR	945	0	NR
430	204	NR	560	640	NR	690	91	NR	820	2	NR	950	0	NR
435	369	NR	565	642	NR	695	79	NR	825	2	NR	955	0	NR
440	573	NR	570	641	NR	700	68	NR	830	2	NR	960	0	NR
445	844	NR	575	638	NR	705	59	NR	835	2	NR	965	0	NR
450	999	NR	580	632	NR	710	50	NR	840	1	NR	970	0	NR
455	668	NR	585	620	NR	715	43	NR	845	1	NR	975	0	NR
460	361	NR	590	607	NR	720	36	NR	850	1	NR	980	0	NR
465	255	NR	595	586	NR	725	30	NR	855	1	NR	985	0	NR
470	165	NR	600	564	NR	730	25	NR	860	1	NR	990	0	NR
475	106	NR	605	537	NR	735	22	NR	865	1	NR	995	0	NR
480	91	NR	610	507	NR	740	19	NR	870	0	NR	1000	0	NR
485	93	NR	615	474	NR	745	17	NR	875	0	NR			

REPORT NUMBER: SP1-2407-176-6

Scotopic Flux vs. Wavelength



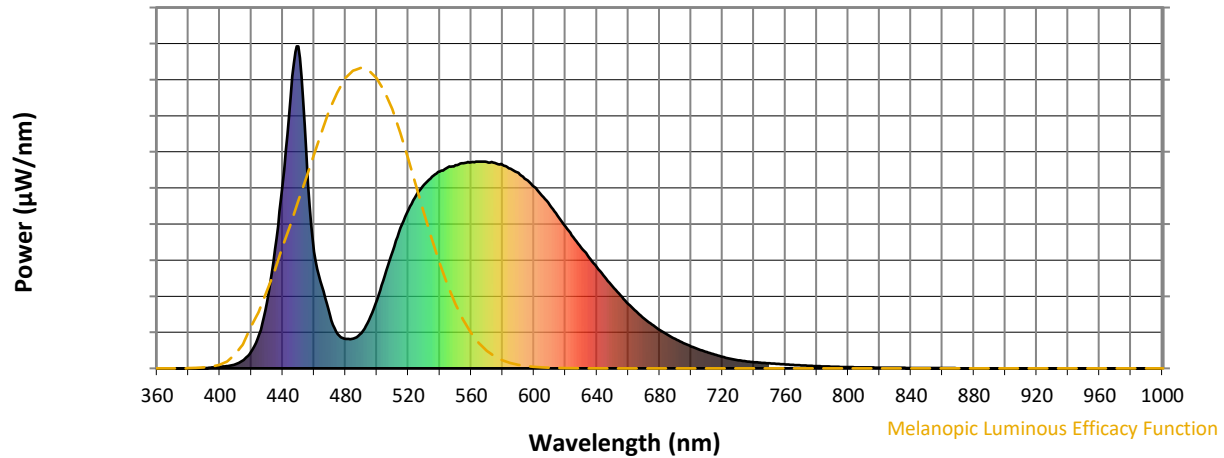
Scotopic Lumens: NR

S/P: 1.69

λ (nm)	Power W [^] /nm	Lumens (φ/nm)	λ (nm)	Power W [^] /nm	Lumens (φ/nm)	λ (nm)	Power W [^] /nm	Lumens (φ/nm)	λ (nm)	Power W [^] /nm	Lumens (φ/nm)	λ (nm)	Power W [^] /nm	Lumens (φ/nm)
360	0	NR	490	110	NR	620	440	NR	750	16	NR	880	0	NR
365	0	NR	495	150	NR	625	407	NR	755	14	NR	885	0	NR
370	0	NR	500	213	NR	630	375	NR	760	12	NR	890	0	NR
375	0	NR	505	288	NR	635	345	NR	765	11	NR	895	0	NR
380	0	NR	510	364	NR	640	314	NR	770	9	NR	900	0	NR
385	0	NR	515	436	NR	645	283	NR	775	8	NR	905	0	NR
390	1	NR	520	492	NR	650	254	NR	780	7	NR	910	0	NR
395	3	NR	525	537	NR	655	227	NR	785	6	NR	915	0	NR
400	5	NR	530	570	NR	660	200	NR	790	5	NR	920	0	NR
405	7	NR	535	595	NR	665	177	NR	795	4	NR	925	0	NR
410	13	NR	540	611	NR	670	155	NR	800	4	NR	930	0	NR
415	25	NR	545	624	NR	675	136	NR	805	3	NR	935	0	NR
420	52	NR	550	631	NR	680	119	NR	810	3	NR	940	0	NR
425	106	NR	555	637	NR	685	104	NR	815	3	NR	945	0	NR
430	204	NR	560	640	NR	690	91	NR	820	2	NR	950	0	NR
435	369	NR	565	642	NR	695	79	NR	825	2	NR	955	0	NR
440	573	NR	570	641	NR	700	68	NR	830	2	NR	960	0	NR
445	844	NR	575	638	NR	705	59	NR	835	2	NR	965	0	NR
450	999	NR	580	632	NR	710	50	NR	840	1	NR	970	0	NR
455	668	NR	585	620	NR	715	43	NR	845	1	NR	975	0	NR
460	361	NR	590	607	NR	720	36	NR	850	1	NR	980	0	NR
465	255	NR	595	586	NR	725	30	NR	855	1	NR	985	0	NR
470	165	NR	600	564	NR	730	25	NR	860	1	NR	990	0	NR
475	106	NR	605	537	NR	735	22	NR	865	1	NR	995	0	NR
480	91	NR	610	507	NR	740	19	NR	870	0	NR	1000	0	NR
485	93	NR	615	474	NR	745	17	NR	875	0	NR			

REPORT NUMBER: SP1-2407-176-6

Melanopic Flux vs. Wavelength



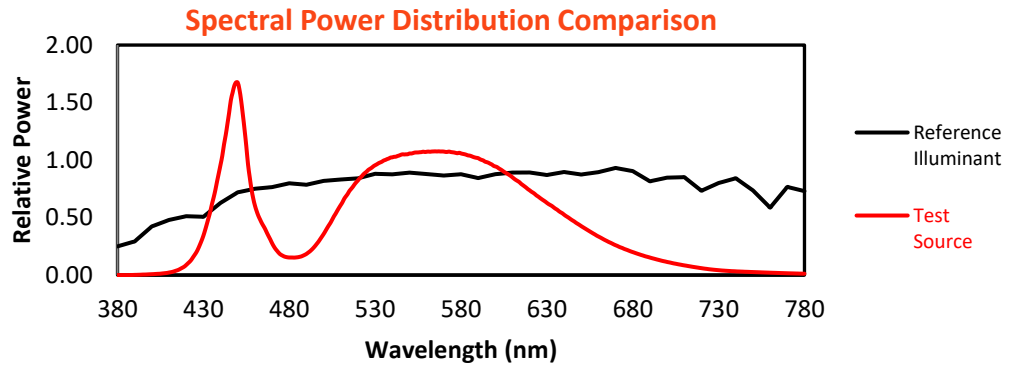
Melanopic Lumens: NR

M/P: 3.36

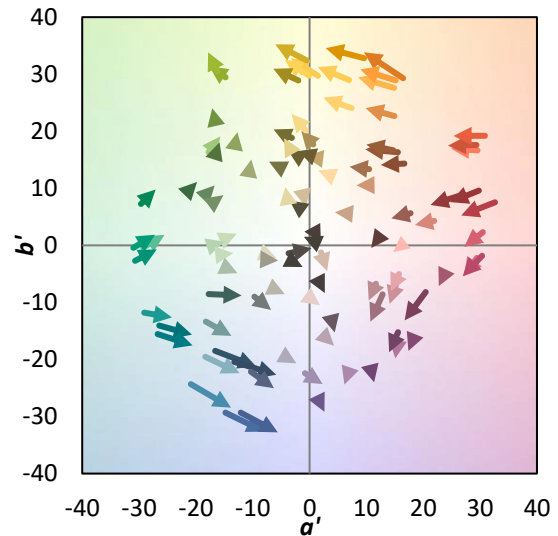
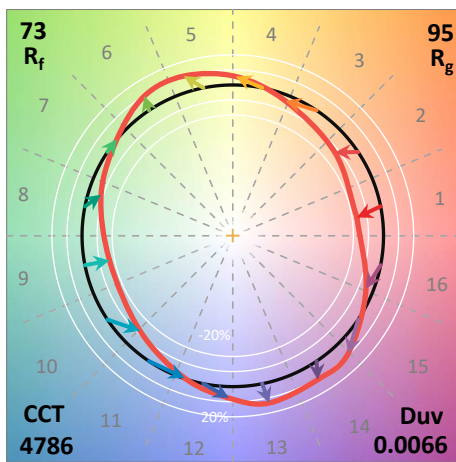
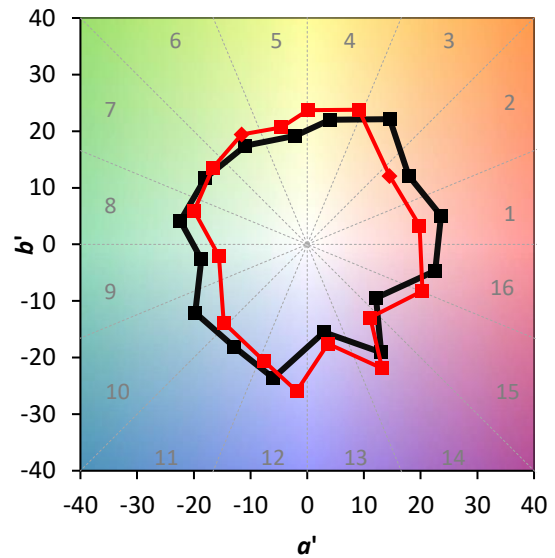
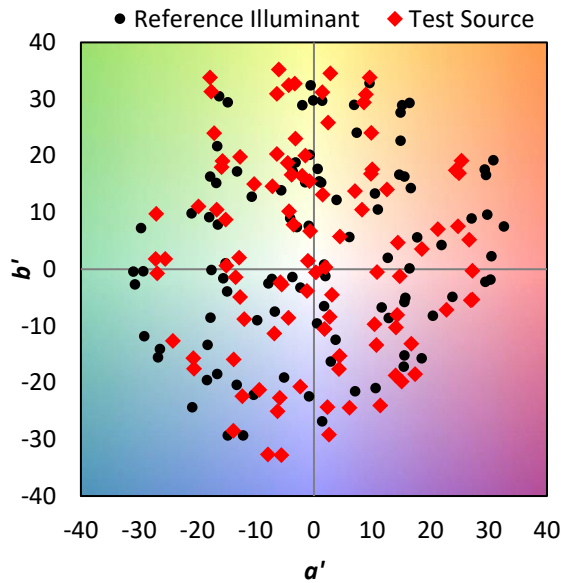
λ (nm)	Power W [^] /nm	Lumens (φ/nm)	λ (nm)	Power W [^] /nm	Lumens (φ/nm)	λ (nm)	Power W [^] /nm	Lumens (φ/nm)	λ (nm)	Power W [^] /nm	Lumens (φ/nm)	λ (nm)	Power W [^] /nm	Lumens (φ/nm)
360	0	NR	490	110	NR	620	440	NR	750	16	NR	880	0	NR
365	0	NR	495	150	NR	625	407	NR	755	14	NR	885	0	NR
370	0	NR	500	213	NR	630	375	NR	760	12	NR	890	0	NR
375	0	NR	505	288	NR	635	345	NR	765	11	NR	895	0	NR
380	0	NR	510	364	NR	640	314	NR	770	9	NR	900	0	NR
385	0	NR	515	436	NR	645	283	NR	775	8	NR	905	0	NR
390	1	NR	520	492	NR	650	254	NR	780	7	NR	910	0	NR
395	3	NR	525	537	NR	655	227	NR	785	6	NR	915	0	NR
400	5	NR	530	570	NR	660	200	NR	790	5	NR	920	0	NR
405	7	NR	535	595	NR	665	177	NR	795	4	NR	925	0	NR
410	13	NR	540	611	NR	670	155	NR	800	4	NR	930	0	NR
415	25	NR	545	624	NR	675	136	NR	805	3	NR	935	0	NR
420	52	NR	550	631	NR	680	119	NR	810	3	NR	940	0	NR
425	106	NR	555	637	NR	685	104	NR	815	3	NR	945	0	NR
430	204	NR	560	640	NR	690	91	NR	820	2	NR	950	0	NR
435	369	NR	565	642	NR	695	79	NR	825	2	NR	955	0	NR
440	573	NR	570	641	NR	700	68	NR	830	2	NR	960	0	NR
445	844	NR	575	638	NR	705	59	NR	835	2	NR	965	0	NR
450	999	NR	580	632	NR	710	50	NR	840	1	NR	970	0	NR
455	668	NR	585	620	NR	715	43	NR	845	1	NR	975	0	NR
460	361	NR	590	607	NR	720	36	NR	850	1	NR	980	0	NR
465	255	NR	595	586	NR	725	30	NR	855	1	NR	985	0	NR
470	165	NR	600	564	NR	730	25	NR	860	1	NR	990	0	NR
475	106	NR	605	537	NR	735	22	NR	865	1	NR	995	0	NR
480	91	NR	610	507	NR	740	19	NR	870	0	NR	1000	0	NR
485	93	NR	615	474	NR	745	17	NR	875	0	NR			

Summary

$R_f = 73$
 $R_g = 94.6$
 $CIE R_a = 70.9$
 $R_g = -29.8$

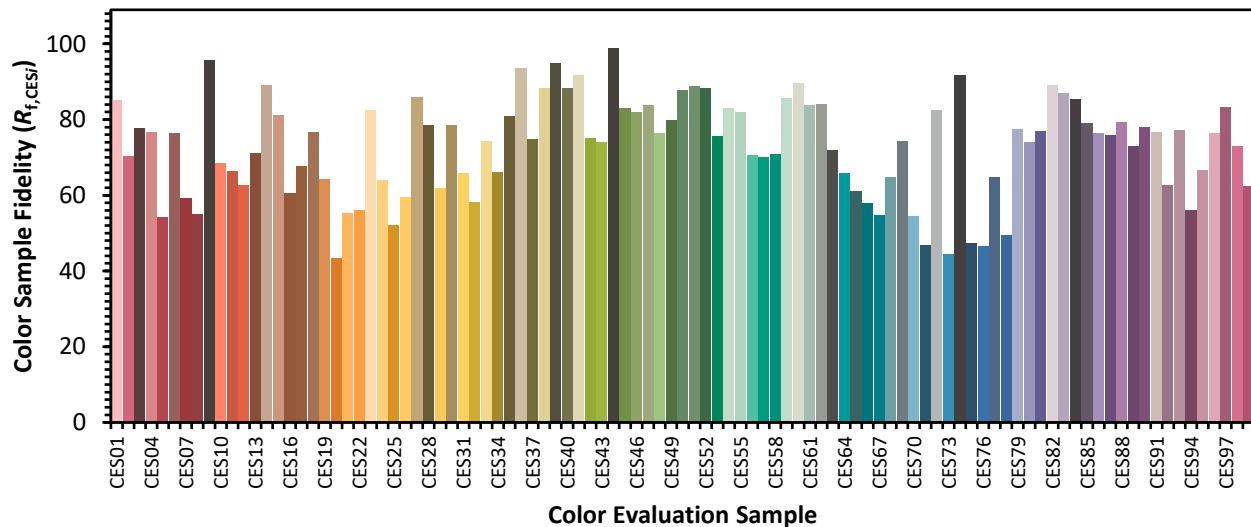


Color Vector Graphics

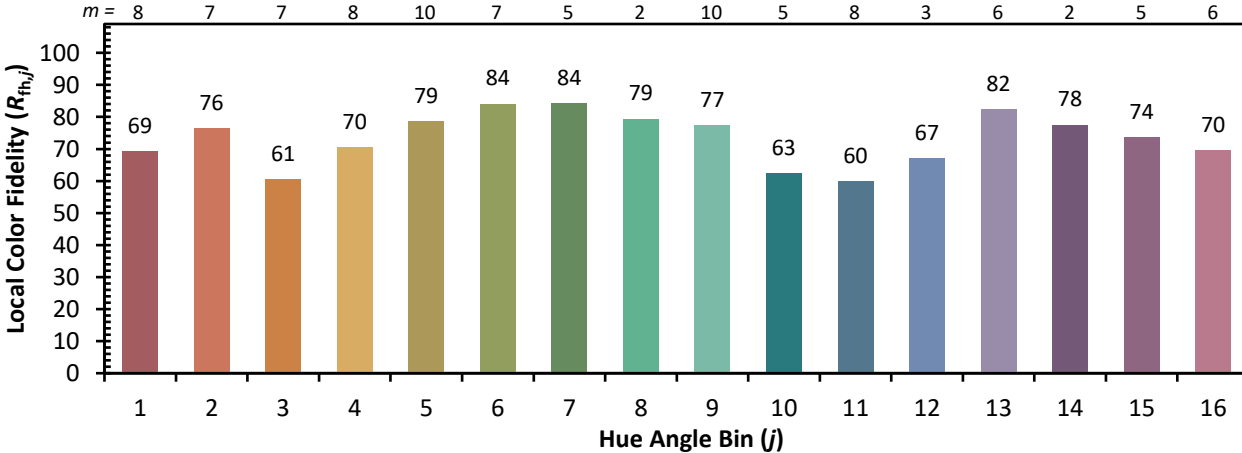
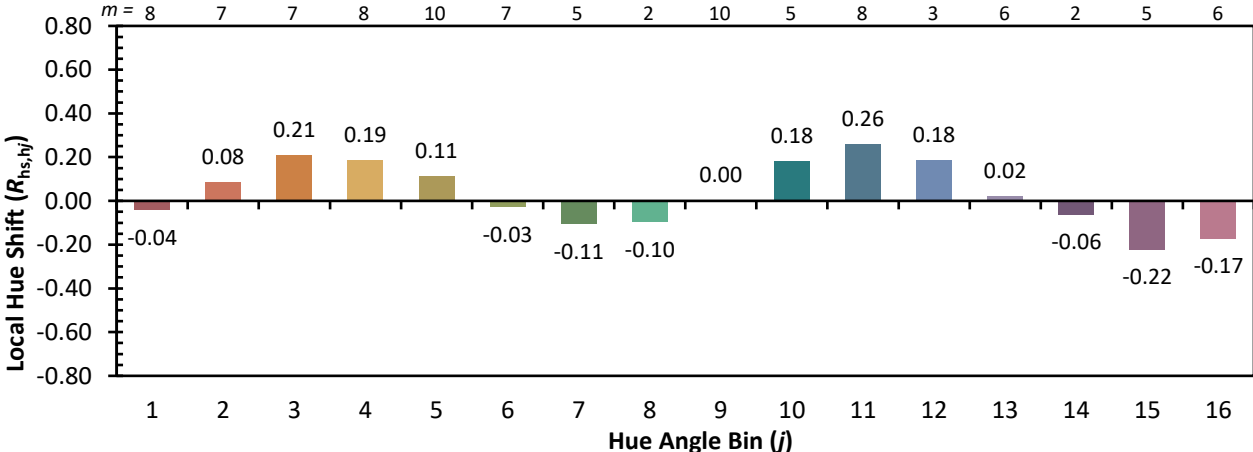
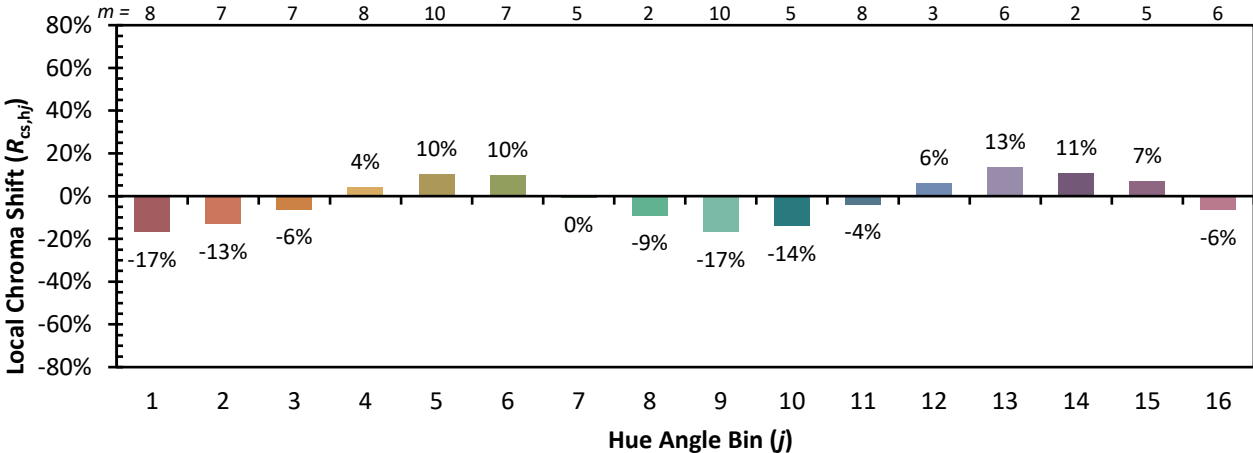


Individual Sample Fidelity Index ($R_{f,i}$)

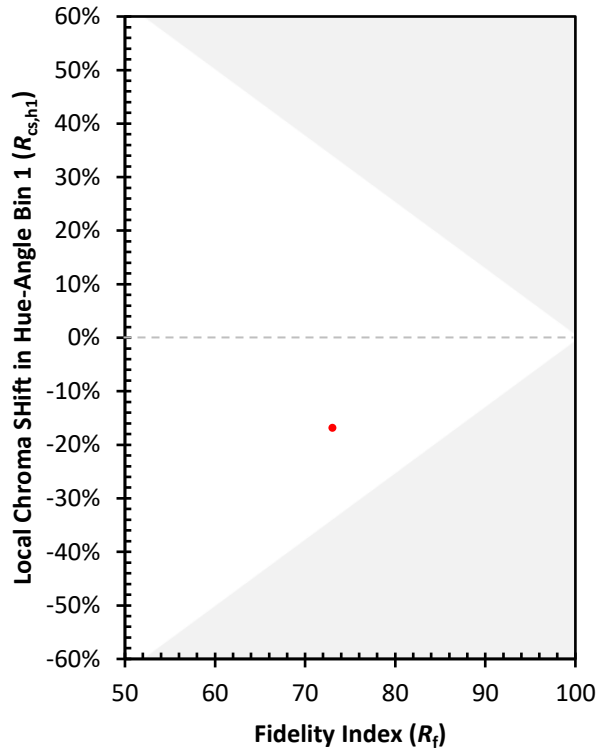
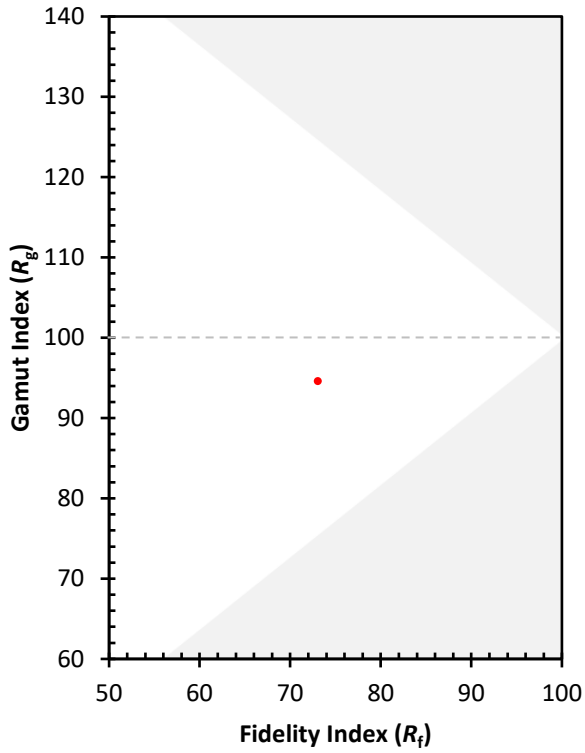
CES01 = 85	CES26 = 60	CES51 = 89	CES76 = 46
CES02 = 59	CES27 = 86	CES52 = 88	CES77 = 65
CES03 = 30	CES28 = 78	CES53 = 76	CES78 = 49
CES04 = 69	CES29 = 62	CES54 = 83	CES79 = 78
CES05 = 46	CES30 = 79	CES55 = 82	CES80 = 74
CES06 = 50	CES31 = 66	CES56 = 71	CES81 = 77
CES07 = 39	CES32 = 58	CES57 = 70	CES82 = 89
CES08 = 38	CES33 = 74	CES58 = 71	CES83 = 87
CES09 = 29	CES34 = 66	CES59 = 86	CES84 = 86
CES10 = 72	CES35 = 81	CES60 = 90	CES85 = 79
CES11 = 56	CES36 = 94	CES61 = 84	CES86 = 76
CES12 = 61	CES37 = 75	CES62 = 84	CES87 = 76
CES13 = 41	CES38 = 88	CES63 = 72	CES88 = 79
CES14 = 74	CES39 = 95	CES64 = 66	CES89 = 73
CES15 = 70	CES40 = 88	CES65 = 61	CES90 = 78
CES16 = 46	CES41 = 92	CES66 = 58	CES91 = 77
CES17 = 49	CES42 = 75	CES67 = 55	CES92 = 63
CES18 = 55	CES43 = 74	CES68 = 65	CES93 = 77
CES19 = 71	CES44 = 99	CES69 = 74	CES94 = 56
CES20 = 64	CES45 = 83	CES70 = 55	CES95 = 67
CES21 = 85	CES46 = 82	CES71 = 47	CES96 = 76
CES22 = 77	CES47 = 84	CES72 = 82	CES97 = 83
CES23 = 91	CES48 = 76	CES73 = 44	CES98 = 73
CES24 = 90	CES49 = 80	CES74 = 92	CES99 = 62
CES25 = 71	CES50 = 88	CES75 = 47	



Color Rendition by Hue-Angle Bin



Measure Comparisons



(END OF REPORT)